

BRANDED MANUFACTURING

B R A N D E D M F G . C O M

MEASURING FORM - OVALS

COMPANY/NAME: _____
 ADDRESS: _____
 CITY: _____ STATE: _____ ZIP: _____
 PHONE (Cell): _____ PHONE (Work): _____
 FAX: _____ EMAIL: _____

LINER DESCRIPTION: _____
 PATTERN: _____ MIL: _____ BEAD TYPE: _____

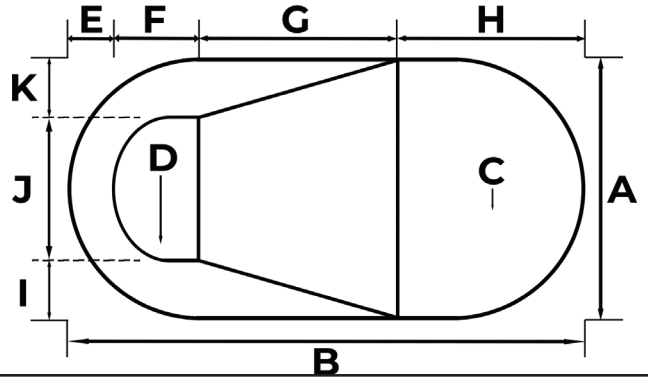
DIMENSIONS (see page 2-3)

A (Width): _____
 B (Length): _____
 Diagonal #1: _____
 Diagonal #2: _____
 C (Wall Height): _____
 D (Depth): _____
 E (Back Slope): _____
 F (Hopper Length): _____
 G (Long Slope): _____
 H (Shallow End): _____
 I (Left Side Slope*): _____
 J (Hopper Width): _____
 K (Right Side Slope*): _____

H₁ (Safety Ledge): _____

***Standing in Shallow End**

INDICATE WALL SEAM LOCATION AND/OR LOCATION OF STEPS



COMMENTS

POOL LOCATION ADDRESS (REQUIRED)


P.O. #: _____

Signature: _____

Your signature indicates that you have verified your measurements and that the information you have provided is correct.

VINYL-COVERED STEPS?

Please attach additional measuring forms.



BRANDED MANUFACTURING

B R A N D E D M F G . C O M

MEASURING FORM - EXTERNAL IN-GROUND VINYL STEPS

COMPANY/NAME: _____

ADDRESS: _____

CITY: _____ STATE: _____ ZIP: _____

PHONE (Cell): _____ PHONE (Work): _____

FAX: _____ EMAIL: _____

A BACK CORNERS (follow procedures from Step 4)

Square (90°)

Cut (Diagonal) Size: _____

Radius (Rounded) Size: _____

B RECESS CORNERS

Square (90°)

Cut (Diagonal) Size: _____

Radius (Rounded) Size: _____

C STEP LOCATION

Provide DETAILED measurements as necessary.

D DEPTH AND WIDTH

Measure the total width and depth of the stairs. Include the depth of the recess.

Width: ___ ft ___ in Depth: ___ ft ___ in

E RISERS AND TREADS

Measure riser heights and tread depths.

R1: _____ T1: _____

R2: _____ T2: _____

R3: _____ T3: _____

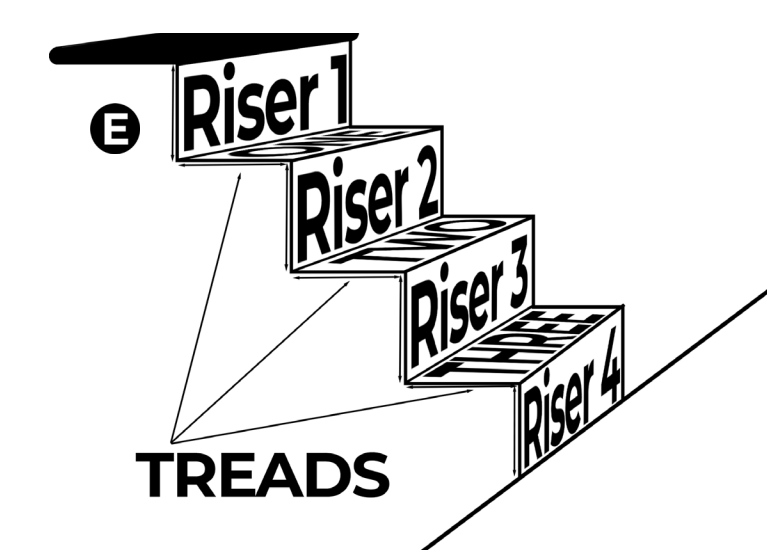
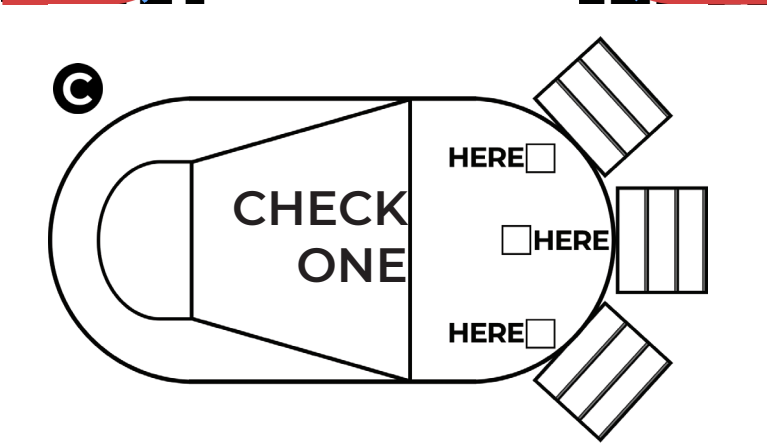
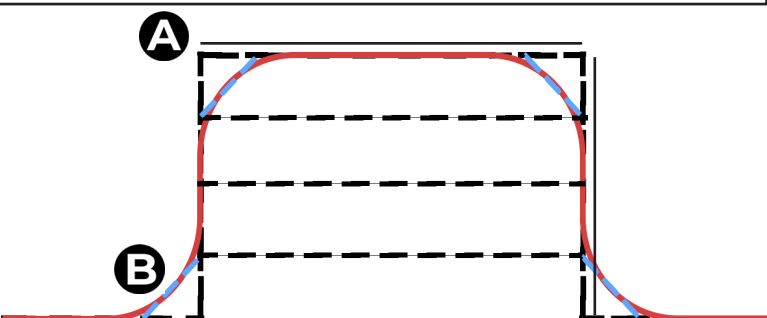
R4: _____ T4: _____


R5: _____

F Do you need rod pockets to secure steps?

Yes No

POOL LOCATION ADDRESS (REQUIRED)





BRANDED MANUFACTURING

B R A N D E D M F G . C O M

MEASURING FORM - INTERNAL IN-GROUND VINYL STEPS

COMPANY/NAME: _____

ADDRESS: _____

CITY: _____ STATE: _____ ZIP: _____

PHONE (Cell): _____ PHONE (Work): _____

FAX: _____ EMAIL: _____

A STEP STYLE

PLEASE PROVIDE DETAILED MEASUREMENTS!

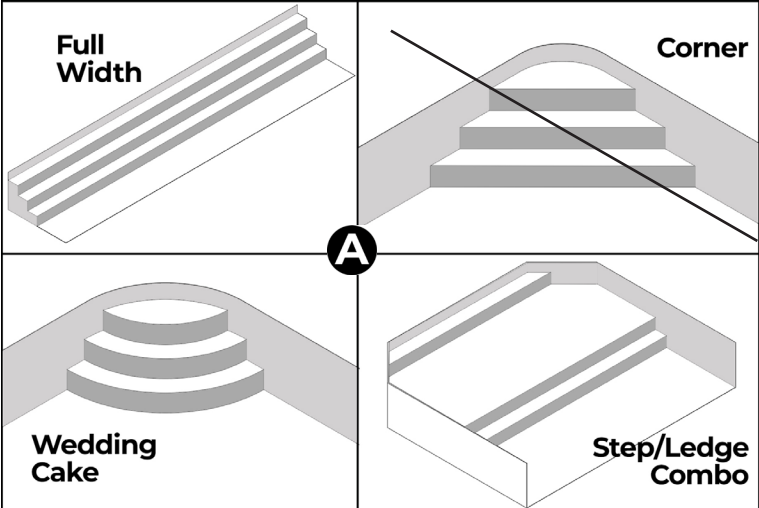
Full Width

Corner

Wedding Cake

Step/Bench Combo

Specialty/Custom/Other



B Indicate where the stairs are located.

C RISERS AND TREADS

Measure riser heights and tread depths.

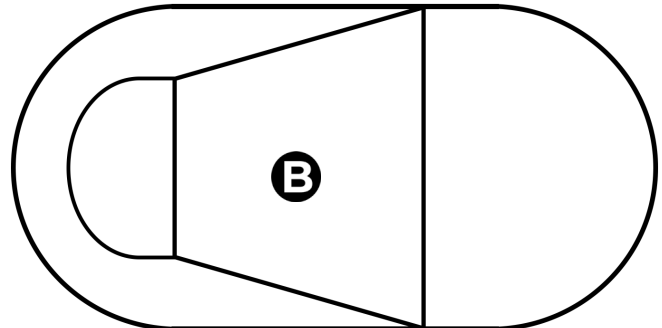
R1: _____ T1: _____

R2: _____ T2: _____

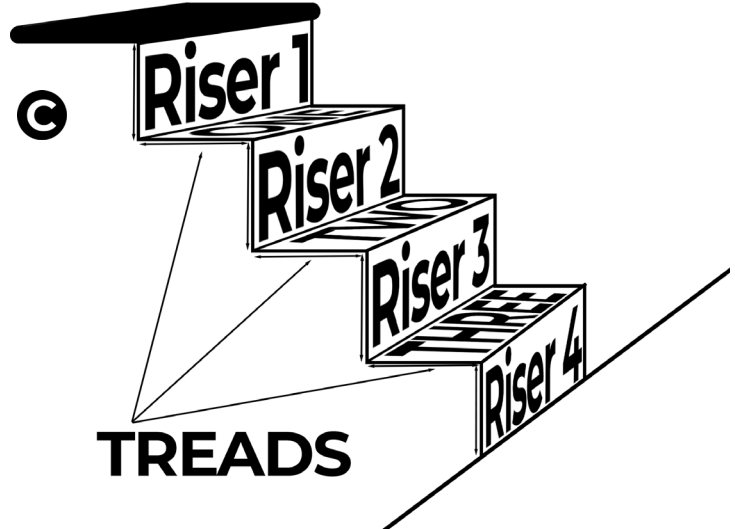
R3: _____ T3: _____

R4: _____ T4: _____


R5: _____ T4: _____



D Please add additional information or comments below.



POOL LOCATION ADDRESS (REQUIRED)



BRANDED MANUFACTURING

B R A N D E D M F G . C O M

MEASURING FORM - VINYL-COVERED BENCHES/LEDGES

COMPANY/NAME: _____

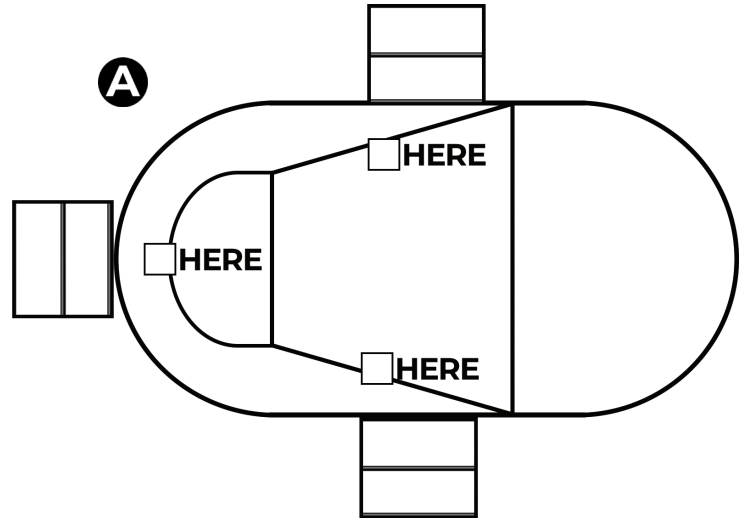
ADDRESS: _____

CITY: _____ STATE: _____ ZIP: _____

PHONE (Cell): _____ PHONE (Work): _____

FAX: _____ EMAIL: _____

A Provide DETAILED measurements for bench location.



B RISERS AND TREADS

Measure riser heights and tread depths.

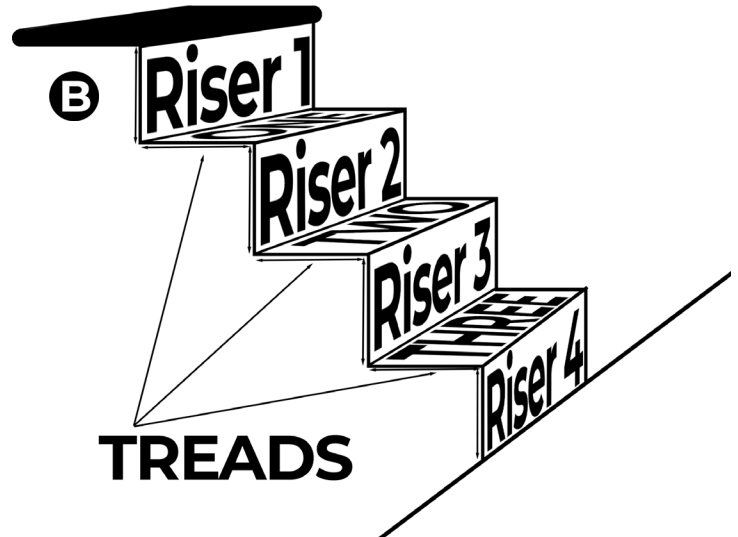
R1: _____ T1: _____

R2: _____ T2: _____

R3: _____ T3: _____

R4: _____ T4: _____

R5: _____



C Please add additional information (such as corner measurements) or comments below.

POOL LOCATION ADDRESS (REQUIRED)

ONLY THE BEST GET BRANDED