

# BRANDED MANUFACTURING

B R A N D E D M F G . C O M

## MEASURING FORM - STANDARD GRECIAN

COMPANY/NAME: \_\_\_\_\_  
 ADDRESS: \_\_\_\_\_  
 CITY: \_\_\_\_\_ STATE: \_\_\_\_\_ ZIP: \_\_\_\_\_  
 PHONE (Cell): \_\_\_\_\_ PHONE (Work): \_\_\_\_\_  
 FAX: \_\_\_\_\_ EMAIL: \_\_\_\_\_

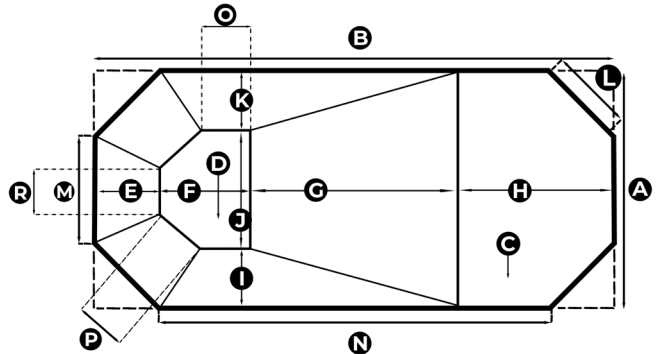
LINER DESCRIPTION: \_\_\_\_\_  
 PATTERN: \_\_\_\_\_ MIL: \_\_\_\_\_ BEAD TYPE: \_\_\_\_\_

### DIMENSIONS (see page 2-4)

A (Width): \_\_\_\_\_  
 B (Length): \_\_\_\_\_  
 Diagonal #1: \_\_\_\_\_  
 Diagonal #2: \_\_\_\_\_  
 Diagonal #3: \_\_\_\_\_  
 Diagonal #4: \_\_\_\_\_  
 C (Wall Height): \_\_\_\_\_  
 D (Depth): \_\_\_\_\_  
 E (Back Slope): \_\_\_\_\_  
 F (Hopper Length): \_\_\_\_\_  
 G (Long Slope): \_\_\_\_\_  
 H (Shallow End): \_\_\_\_\_  
 I (Left Side Slope\*): \_\_\_\_\_  
 J (Hopper Width): \_\_\_\_\_  
 K (Right Side Slope\*): \_\_\_\_\_  
 L (Corner Panel): \_\_\_\_\_  
 M (End Panel): \_\_\_\_\_  
 N (Straight Wall): \_\_\_\_\_  
 O (Hopper Contour Length): \_\_\_\_\_  
 P (Hopper Corner Length): \_\_\_\_\_  
 R (Hopper End Length): \_\_\_\_\_  
 H<sub>1</sub> (Safety Ledge): \_\_\_\_\_  
 \*Standing in Shallow End

Hopper  
 Contoured  
 Squared

### INDICATE WALL SEAM LOCATION AND/OR LOCATION OF STEPS



### COMMENTS

### POOL LOCATION ADDRESS (REQUIRED)


P.O. #: \_\_\_\_\_

Signature: \_\_\_\_\_

Your signature indicates that you have verified your measurements and that the information you have provided is correct.

VINYL-COVERED STEPS?

Please attach additional measuring forms.



# BRANDED MANUFACTURING

B R A N D E D M F G . C O M

## MEASURING FORM - EXTERNAL IN-GROUND VINYL STEPS

COMPANY/NAME: \_\_\_\_\_

ADDRESS: \_\_\_\_\_

CITY: \_\_\_\_\_ STATE: \_\_\_\_\_ ZIP: \_\_\_\_\_

PHONE (Cell): \_\_\_\_\_ PHONE (Work): \_\_\_\_\_

FAX: \_\_\_\_\_ EMAIL: \_\_\_\_\_

**A BACK CORNERS** (follow procedures from Step 4)

Square (90°)

Cut (Diagonal) Size: \_\_\_\_\_

Radius (Rounded) Size: \_\_\_\_\_

**POOL LOCATION ADDRESS (REQUIRED)**

**B RECESS CORNERS**

Square (90°)

Cut (Diagonal) Size: \_\_\_\_\_

Radius (Rounded) Size: \_\_\_\_\_

**C STEP LOCATION**

If a gap exists between the bench/ledge and the remainder of the wall, indicate those measurements below.

X: \_\_\_\_\_ ft \_\_\_\_\_ in    Y: \_\_\_\_\_ ft \_\_\_\_\_ in

**D DEPTH AND WIDTH**

Measure the total width and depth of the stairs. Include the depth of the recess.

Width: \_\_\_\_\_ ft \_\_\_\_\_ in    Depth: \_\_\_\_\_ ft \_\_\_\_\_ in

**E RISERS AND TREADS**

Measure riser heights and tread depths.

R1: \_\_\_\_\_ T1: \_\_\_\_\_

R2: \_\_\_\_\_ T2: \_\_\_\_\_

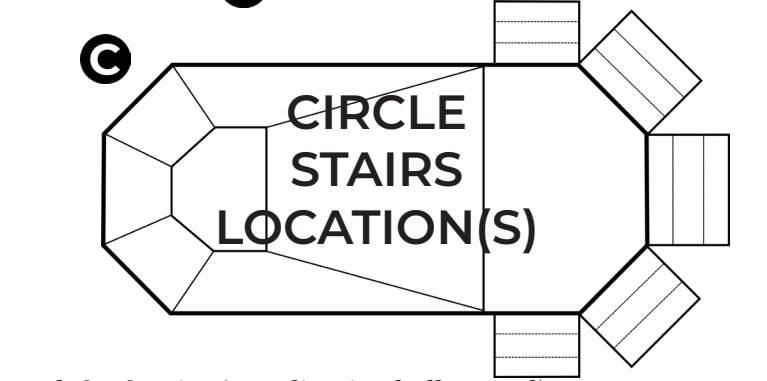
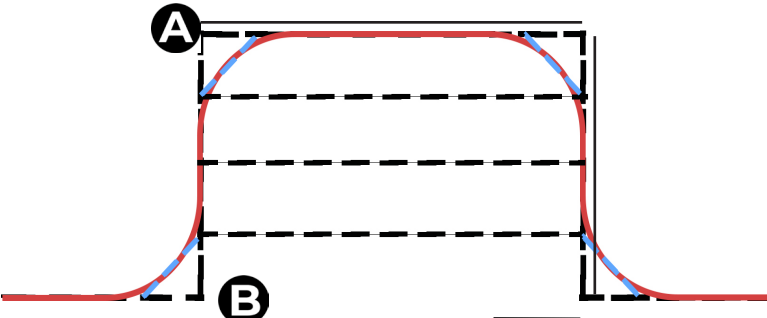
R3: \_\_\_\_\_ T3: \_\_\_\_\_

R4: \_\_\_\_\_ T4: \_\_\_\_\_

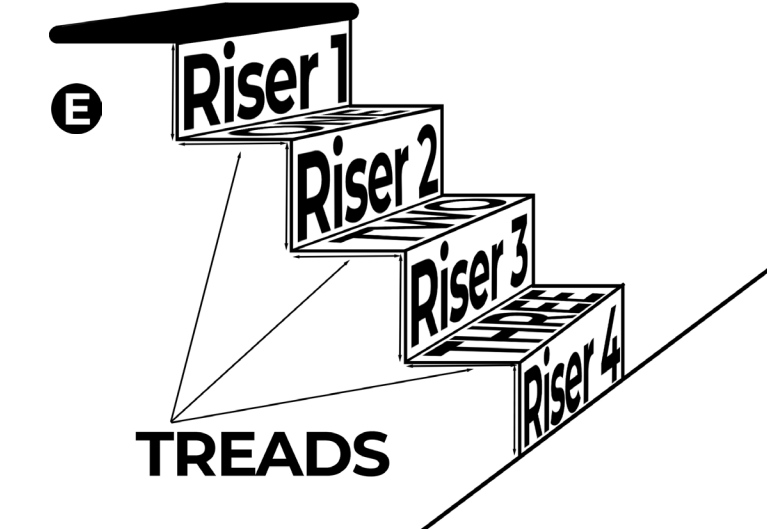
R5: \_\_\_\_\_


**F Do you need rod pockets to secure steps?**

Yes                       No



X - left of stairs (standing in shallow end)  
Y - right of stairs (standing in shallow end)





# BRANDED MANUFACTURING

B R A N D E D M F G . C O M

## MEASURING FORM - INTERNAL IN-GROUND VINYL STEPS

COMPANY/NAME: \_\_\_\_\_

ADDRESS: \_\_\_\_\_

CITY: \_\_\_\_\_ STATE: \_\_\_\_\_ ZIP: \_\_\_\_\_

PHONE (Cell): \_\_\_\_\_ PHONE (Work): \_\_\_\_\_

FAX: \_\_\_\_\_ EMAIL: \_\_\_\_\_

**A STEP STYLE**

Full Width

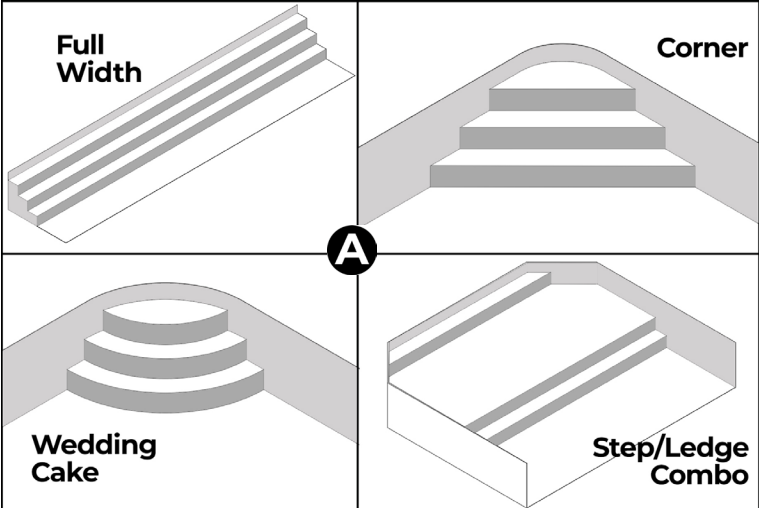
Corner

Wedding Cake

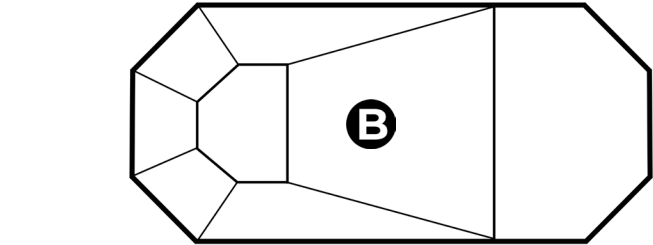
Step/Bench Combo

Specialty/Custom/Other

PLEASE PROVIDE DETAILED MEASUREMENTS!



**B Indicate where the stairs are located.**



**C RISERS AND TREADS**

Measure riser heights and tread depths.

R1: \_\_\_\_\_ T1: \_\_\_\_\_

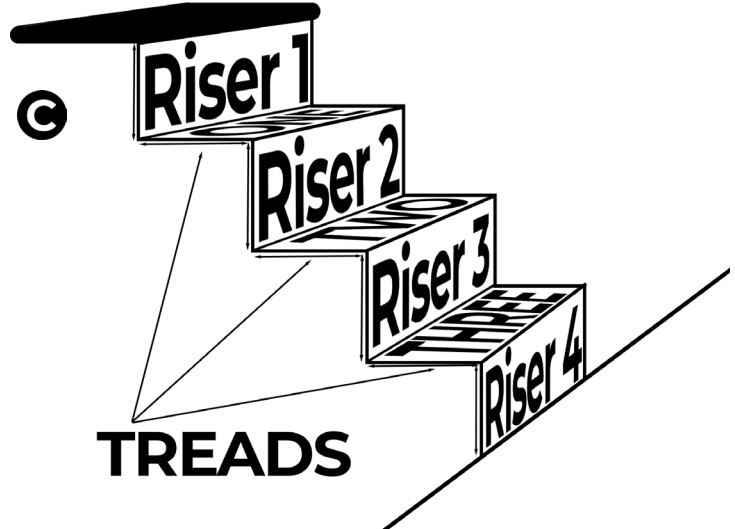
R2: \_\_\_\_\_ T2: \_\_\_\_\_

R3: \_\_\_\_\_ T3: \_\_\_\_\_


R4: \_\_\_\_\_ T4: \_\_\_\_\_

R5: \_\_\_\_\_

**D Please add additional information or comments below.**



POOL LOCATION ADDRESS (REQUIRED)



# BRANDED MANUFACTURING

B R A N D E D M F G . C O M

## MEASURING FORM - VINYL-COVERED BENCHES/LEDGES

COMPANY/NAME: \_\_\_\_\_

ADDRESS: \_\_\_\_\_

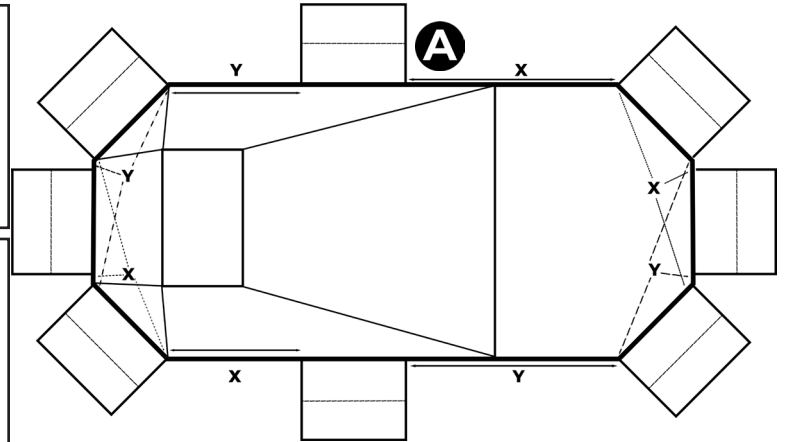
CITY: \_\_\_\_\_ STATE: \_\_\_\_\_ ZIP: \_\_\_\_\_

PHONE (Cell): \_\_\_\_\_ PHONE (Work): \_\_\_\_\_

FAX: \_\_\_\_\_ EMAIL: \_\_\_\_\_

**A** If a gap exists between the bench/ledge and the remainder of the wall, indicate these measurements below.

X: \_\_\_\_\_ ft \_\_\_\_\_ in    Y: \_\_\_\_\_ ft \_\_\_\_\_ in



**B** RISERS AND TREADS

Measure riser heights and tread depths.

R1: \_\_\_\_\_ T1: \_\_\_\_\_

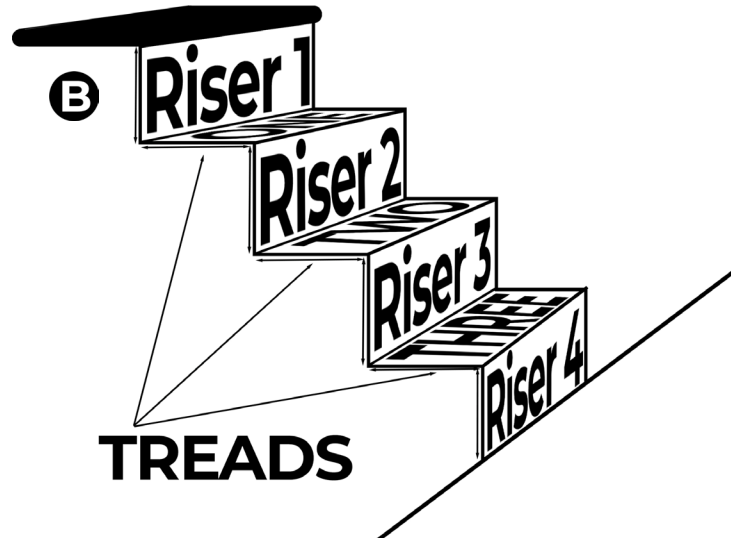
R2: \_\_\_\_\_ T2: \_\_\_\_\_

R3: \_\_\_\_\_ T3: \_\_\_\_\_

R4: \_\_\_\_\_ T4: \_\_\_\_\_

R5: \_\_\_\_\_

**C** Please add additional information (such as corner measurements) or comments below.



POOL LOCATION ADDRESS (REQUIRED)

**ONLY THE BEST GET BRANDED**