

Lazy-L Roman Left Order Form

Date: _____ Due: _____

DEALER

Company: _____

Address: _____

CITY STATE ZIP

Contact: _____ Phone: _____

E-Mail: _____

DISTRIBUTOR

Company: _____

Address: _____

CITY STATE ZIP

Contact: _____ Phone: _____

E-Mail: _____

SHIPPING INSTRUCTIONS

Branch: Dealer: Pick Up:

Ship Via: _____

Other: _____

ORDER INFORMATION

PO #: _____

Job Name: _____

Price: _____

Barcode: _____

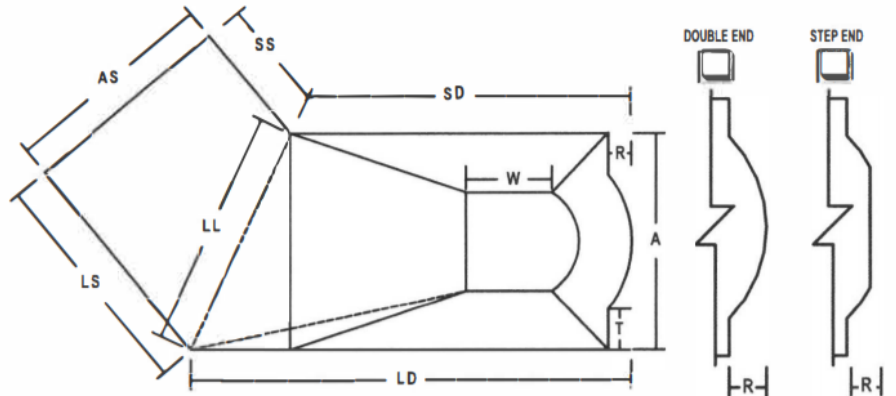
Wall Pattern: _____

Floor Pattern: _____

MOUNTING

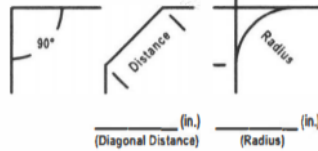
Beaded: Overlap: Overlap Size: _____ INCHES

COMMENTS



CORNER TYPE

SQUARE DIAGONAL RADIUS



LAZY L SLOPE

YES NO

HOPPER

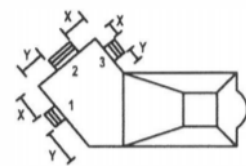
SQUARE GRECIAN
RADIUS OVAL

POOL MANUFACTURER, IF KNOWN:

DO NOT INCLUDE STEPS ACROSS THE WIDTH OF THE POOL IN THE OVERALL LENGTH 'B' MEASUREMENT

STEP DETAILS

INDICATE POSITION OF VINYL STEP IF APPLICABLE



(X) _____ (in.)

(Y) _____ (in.)

IS STEP INSIDE POOL PERIMETER?
YES NO

VINYL STEP

ROD POCKETS BEADED STEP
YES NO YES NO

FOAM

YES NO

THICKNESS (in.) _____

Set Back

INCHES

45° 90°

Step Corners

6" RADIUS 90°

SAFETY LEDGE

_____ (in.)

COVE

Wall _____ (in.)
Depth _____ (in.)
Length _____ (in.)

MEASUREMENTS

(A): _____ (ft.) _____ (in.) (E): _____ (ft.) _____ (in.)
(B): _____ (ft.) _____ (in.) (N): _____ (ft.) _____ (in.)
(AS): _____ (ft.) _____ (in.) (M): _____ (ft.) _____ (in.)
(LS): _____ (ft.) _____ (in.) (L): _____ (ft.) _____ (in.)
(LD): _____ (ft.) _____ (in.) (LL): _____ (ft.) _____ (in.)
(G): _____ (ft.) _____ (in.) (SS): _____ (ft.) _____ (in.)
(H): _____ (ft.) _____ (in.) (SD): _____ (ft.) _____ (in.)
(I): _____ (ft.) _____ (in.) (R): _____ (ft.) _____ (in.)
(J): _____ (ft.) _____ (in.) (T): _____ (ft.) _____ (in.)
(K): _____ (ft.) _____ (in.) (W): _____ (ft.) _____ (in.)

Self Check

G+H+I=A?
E+L+M+N=B?
STEP RISERS=J?