



Grecian Order Form

Date: _____ Due: _____

DEALER

Company: _____

Address: _____

CITY _____ STATE _____ ZIP _____

Contact: _____ Phone: _____

E-Mail: _____

DISTRIBUTOR

Company: _____

Address: _____

CITY _____ STATE _____ ZIP _____

Contact: _____ Phone: _____

E-Mail: _____

SHIPPING INSTRUCTIONS

Branch: Dealer: Pick Up:

Ship Via: _____

Other: _____

ORDER INFORMATION

PO #: _____

Job Name: _____

Price: _____

Barcode: _____

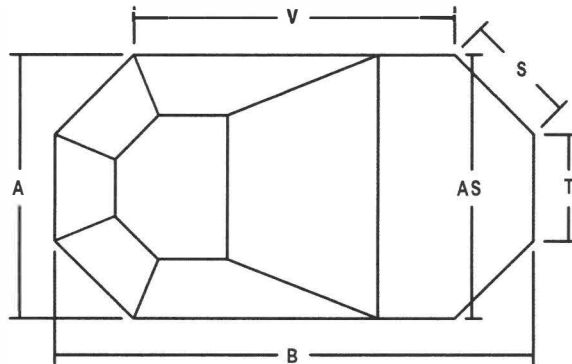
Wall Pattern: _____

Floor Pattern: _____

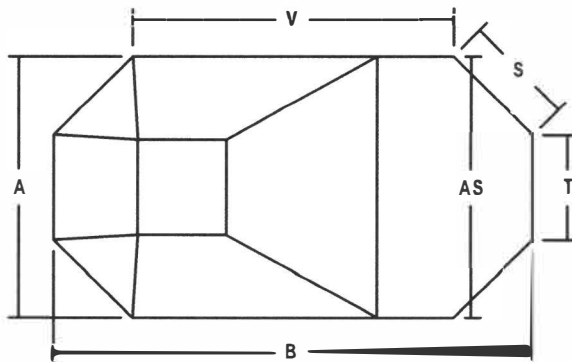
MOUNTING

Beaded: Overlap: Overlap Size: _____ INCHES

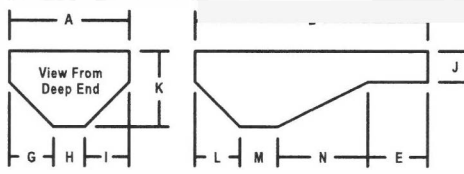
COMMENTS



GRECIAN HOPPER



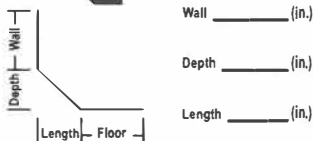
SQUARE HOPPER



SAFETY LEDGE

_____ (in.)

COVE



MEASUREMENTS

- (A): _____ (ft.) _____ (in.) (L): _____ (ft.) _____ (in.)
- (B): _____ (ft.) _____ (in.) (M): _____ (ft.) _____ (in.)
- (E): _____ (ft.) _____ (in.) (N): _____ (ft.) _____ (in.)
- (G): _____ (ft.) _____ (in.) (AS): _____ (ft.) _____ (in.)
- (H): _____ (ft.) _____ (in.) (S): _____ (ft.) _____ (in.)
- (I): _____ (ft.) _____ (in.) (T): _____ (ft.) _____ (in.)
- (J): _____ (ft.) _____ (in.) (V): _____ (ft.) _____ (in.)
- (K): _____ (ft.) _____ (in.)

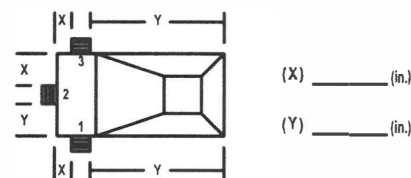
POOL MANUFACTURER, IF KNOWN:

DO NOT INCLUDE STEPS ACROSS THE WIDTH OF THE POOL IN THE OVERALL LENGTH 'B' MEASUREMENT

STEP DETAILS

INDICATE POSITION OF VINYL STEP IF APPLICABLE

1 2 3



IS STEP INSIDE POOL PERIMETER?

YES NO

VINYL STEP

ROD POCKETS
 YES NO

BEADED STEP
 YES NO

FOAM

YES NO

Set Back

INCHES
 45° 90°

Step Corners

6" RADIUS 90°



Self Check
G+H+I=A?
E+L+M+N=B?
STEP RISERS=J?